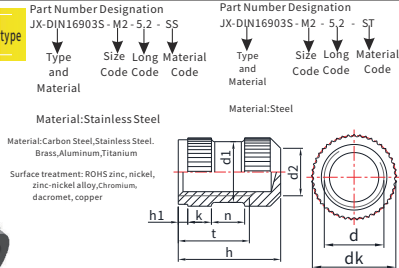



JX Threaded Inserts for Plastic Series

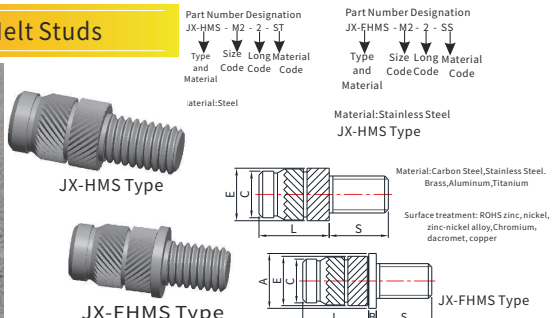
JX-DIN 16903(S)-1974 Knurled Through Hole With A Grooved Step In The Middle Of The Nut Closed Type-5 Type



All dimensions are in millimeters

METRIC	THREAD SIZE	TYPE			k	h1	n	d1 (h12)	dk (深花前)	d3 (h11)	d2	t (h14)	h (h12)
		STEEL	STAINLESS STEEL	BRASS									
M2	M2	JX-DIN16903S-M2-h-ST	JX-DIN16903S-M2-h-SS	JX-DIN16903S-M2-h-B	1.2	0.8	1.6	3.2	3.5	3.5	2.5	3.5	5.2
	M2.5	JX-DIN16903S-M2.5-h-ST	JX-DIN16903S-M2.5-h-SS	JX-DIN16903S-M2.5-h-B	1.5	0.8	1.6	3.4	3.8	3.8	2.5	4	6
M3	M3	JX-DIN16903S-M3-h-ST	JX-DIN16903S-M3-h-SS	JX-DIN16903S-M3-h-B	1.6	1	1.8	3.8	4.2	4.2	2.8	4.5	7
	M3.5	JX-DIN16903S-M3.5-h-ST	JX-DIN16903S-M3.5-h-SS	JX-DIN16903S-M3.5-h-B	2	1	2	4.5	5	5	3.5	5.5	8
M4	M4	JX-DIN16903S-M4-h-ST	JX-DIN16903S-M4-h-SS	JX-DIN16903S-M4-h-B	2	1	2.8	5	5.5	5.5	4	6	9
	M5	JX-DIN16903S-M5-h-ST	JX-DIN16903S-M5-h-SS	JX-DIN16903S-M5-h-B	2.5	1	3.5	6.4	7	7	5	7.5	10.8
M6	M6	JX-DIN16903S-M6-h-ST	JX-DIN16903S-M6-h-SS	JX-DIN16903S-M6-h-B	3	1	4	7.4	8	8	6	9	12.8

JX-HMS、JX-FHMS Type Hot Melt Studs



All dimensions are in millimeters

METRIC	THREAD SIZE	TYPE			Type	Embedding Length L	Stud Length S	Outer DIA ØE	Guide Post ØC	Head DIA ØA	Thick Head B	Plastic Aperture +0.1	Least Fleeshy
		STEEL	STAINLESS STEEL	BRASS									
M2	M2	JX-HMS-M2-L-ST	JX-HMS-M2-L-SS	JX-HMS-M2-L-B	JX-HMS	2 3 4 5	5 6 8 10 12	3.6	3.1	4.8	0.53	3.2	1.3
	JX-FHMS-M2-L-ST	JX-FHMS-M2-L-SS	JX-FHMS-M2-L-B										
M2.5	M2.5	JX-HMS-M2.5-L-ST	JX-HMS-M2.5-L-SS	JX-HMS-M2.5-L-B	JX-HMS	2 3 5 5.7	5 6 8 10 12 14	4.6	3.9	5.5	0.61	4	1.6
	JX-FHMS-M2.5-L-ST	JX-FHMS-M2.5-L-SS	JX-FHMS-M2.5-L-B										
M3	M3	JX-HMS-M3-L-ST	JX-HMS-M3-L-SS	JX-HMS-M3-L-B	JX-HMS	4 4.8 5.7 6	5 6 8 10 12 14 16	4.6	3.9	5.5	0.61	4	1.6
	JX-FHMS-M3-L-ST	JX-FHMS-M3-L-SS	JX-FHMS-M3-L-B										
M4	M4	JX-HMS-M4-L-ST	JX-HMS-M4-L-SS	JX-HMS-M4-L-B	JX-HMS	4 4.8 5.8 8.1	5 6 8 10 12 14 16 20	6.3	5.5	7.1	0.91	5.6	2.1
	JX-FHMS-M4-L-ST	JX-FHMS-M4-L-SS	JX-FHMS-M4-L-B										
M5	M5	JX-HMS-M5-L-ST	JX-HMS-M5-L-SS	JX-HMS-M5-L-B	JX-FHMS	5.8 6.8 9.5	6 8 10 12 14 16 20 25	7.1	6.3	7.9	1.09	6.4	2.6
	JX-FHMS-M5-L-ST	JX-FHMS-M5-L-SS	JX-FHMS-M5-L-B										
M6	M6	JX-HMS-M6-L-ST	JX-HMS-M6-L-SS	JX-HMS-M6-L-B	JX-FHMS	6 8 9.5 12.7	6 8 10 12 14 16 20 25 30	8.7	7.9	9.5	1.35	8	3.3
	JX-FHMS-M6-L-ST	JX-FHMS-M6-L-SS	JX-FHMS-M6-L-B										
M8	M8	JX-HMS-M8-L-ST	JX-HMS-M8-L-SS	JX-HMS-M8-L-B	JX-FHMS	12.7	10 12 14 16 20 25 30	10.2	9.5	11.1	1.35	9.6	4.5
	JX-FHMS-M8-L-ST	JX-FHMS-M8-L-SS	JX-FHMS-M8-L-B										
M10	M10	JX-HMS-M10-L-ST	JX-HMS-M10-L-SS	JX-HMS-M10-L-B	JX-FHMS	12.7	12 14 16 20 25 30	12.6	11.8	14	1.6	11.9	6
	JX-FHMS-M10-L-ST	JX-FHMS-M10-L-SS	JX-FHMS-M10-L-B										
M12	M12	JX-HMS-M12-L-ST	JX-HMS-M12-L-SS	JX-HMS-M12-L-B	JX-FHMS	15.9	16 20 25 30	16.7	15.8	19	2	16	8
	JX-FHMS-M12-L-ST	JX-FHMS-M12-L-SS	JX-FHMS-M12-L-B										

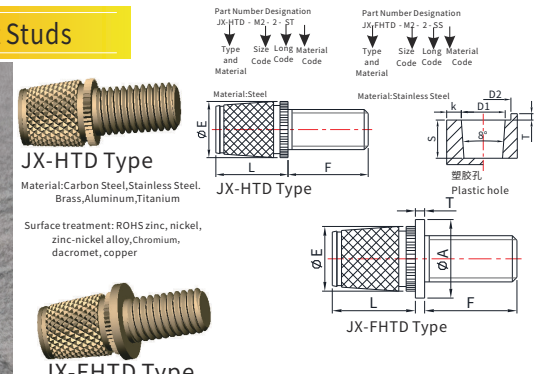
Remark: We only show part of the specifications, we can also produce various sizes according to the customer's requirements

JX Threaded Inserts for Plastic Series

All dimensions are in inches

UNIFIED	THREAD SIZE	TYPE			Type	Thread Code	Embedding Length L	Stud Length S	Outer DIA ØE	Guide Post ØC	Head DIA ØA	Thick Head B	Plastic Aperture +.004	Least Fleeshy
		STEEL	STAINLESS STEEL	BRASS										
4-40	4-40	JX-HMS-440-L-ST	JX-HMS-440-L-SS	JX-HMS-440-L-B	JX-HMS	440	.140 .170 .226 .250	3/16 1/4 5/16 3/8 7/16 1/2	.181	.154	.218	.024	.157	.163
	JX-FHMS-440-L-ST	JX-FHMS-440-L-SS	JX-FHMS-440-L-B											
6-32	6-32	JX-HMS-632-L-ST	JX-HMS-632-L-SS	JX-HMS-632-L-B	JX-HMS	632	.150 .226 .250 .281	7/16 1/2	.214	.185	.250	.030	.189	.071
	JX-FHMS-632-L-ST	JX-FHMS-632-L-SS	JX-FHMS-632-L-B											
8-32	8-32	JX-HMS-832-L-ST	JX-HMS-832-L-SS	JX-HMS-832-L-B	JX-HMS	832	.185 .250 .321	1/4 5/16 3/8 7/16 1/2 5/8 3/4	.248	.218	.281	.036	.220	.083
	JX-FHMS-832-L-ST	JX-FHMS-832-L-SS	JX-FHMS-832-L-B											
10-24	10-24	JX-HMS-024-L-ST	JX-HMS-024-L-SS	JX-HMS-024-L-B	JX-HMS	024	.250 .375	5/16 3/8 7/16 1/2 5/8 3/4 7/5	.278	.249	.312	.043	.252	.102
	JX-FHMS-024-L-ST	JX-FHMS-024-L-SS	JX-FHMS-024-L-B											
10-32	10-32	JX-HMS-032-L-ST	JX-HMS-032-L-SS	JX-HMS-032-L-B	JX-FHMS	032	.226 .250 .375	5/16 3/8 7/16 1/2 5/8 3/4 7/5 1	.278	.249	.312	.043	.252	.102
	JX-FHMS-032-L-ST	JX-FHMS-032-L-SS	JX-FHMS-032-L-B											
1/4-20	1/4-20	JX-HMS-0420-L-ST	JX-HMS-0420-L-SS	JX-HMS-0420-L-B	JX-HMS	0420	.250 .500	5/8 3/4 7/5 1	.341	.312	.375	.053	.315	.130
	JX-FHMS-0420-L-ST	JX-FHMS-0420-L-SS	JX-FHMS-0420-L-B											
5/16-18	5/16-18	JX-HMS-0518-L-ST	JX-HMS-0518-L-SS	JX-HMS-0518-L-B	JX-HMS	0518	0.5	3/8 7/16 1/2 5/8 3/4 7/5 1	.403	.374	.437	.053	.378	.177
	JX-FHMS-0518-L-ST	JX-FHMS-0518-L-SS	JX-FHMS-0518-L-B											
3/8-16	3/8-16	JX-HMS-0616-L-ST	JX-HMS-0616-L-SS	JX-HMS-0616-L-B	JX-HMS	0616	0.5	7/16 1/2 5/8 3/4 7/5 1	.494	.465	.551	.063	.469	.236
	JX-FHMS-0616-L-ST	JX-FHMS-0616-L-SS	JX-FHMS-0616-L-B											
1/2-13	1/2-13	JX-HMS-0813-L-ST	JX-HMS-0813-L-SS	JX-HMS-0813-L-B	JX-HMS	0813	0.625	5/8 3/4 7/8 1	.657	.622	.748	.079	.630	.315
	JX-FHMS-0813-L-ST	JX-FHMS-0813-L-SS	JX-FHMS-0813-L-B											

JX-HTD、JX-FHTD Type Hot Melt Studs



All dimensions are in millimeters

METRIC	THREAD SIZE	TYPE			Type	High L	Thread Length F	Large DIA ØE	Head DIA ØA	Thick Head +0.1	D1	D2	Least Fleeshy k	Hole Depth S
		STEEL	STAINLESS STEEL	BRASS										
M2.5	M2.5	JX-THD-M2.5-L-ST	JX-THD-M2.5-L-SS	JX-FTHD-M2.5-L-B	JX-HTD	5	5 10	4.1	6	0.6	3.8	6.2	1.5	L
	JX-FTHD-M2.5-L-ST	JX-FTHD-M2.5-L-SS	JX-FTHD-M2.5-L-B											
M3	M3	JX-THD-M3-L-ST	JX-THD-M3-L-SS	JX-FTHD-M3-L-B	JX-HTD	5.5	5 10 15	4.7	6	0.6	4.4	6.2	1.8	L+1
	JX-FTHD-M3-L-ST	JX-FTHD-M3-L-SS	JX-FTHD-M3-L-B											
M3.5	M3.5	JX-THD-M3.5-L-ST	JX-THD-M3.5-L-SS	JX-FTHD-M3.5-L-B	JX-HTD	6	5 10 15	5.5	7	0.8	5.2	7.5	1.8	L+1
	JX-FTHD-M3.5-L-ST	JX-FTHD-M3.5-L-SS	JX-FTHD-M3.5-L-B											
M4	M4	JX-THD-M4-L-ST	JX-THD-M4-L-SS	JX-FTHD-M4-L-B	JX-FHTD	6.7.5	5 10 15	5.9	8	0.8	5.8	8.2	2	7
	JX-FTHD-M4-L-ST	JX-FTHD-M4-L-SS	JX-FTHD-M4-L-B											
M5	M5	JX-THD-M5-L-ST	JX-THD-M5-L-SS	JX-FTHD-M5-L-B	JX-FHTD	7.9	10 15 20 25	7	8.5	1	6.9	8.7	2.3	L+1
	JX-FTHD-M5-L-ST	JX-FTHD-M5-L-SS	JX-FTHD-M5-L-B											
M6	M6	JX-THD-M6-L-ST	JX-THD-M6-L-SS	JX-FTHD-M6-L-B	JX-FHTD	9 10	10 15 20 25	8.6	10	1	8.5	10.2	2.5	L+1
	JX-FTHD-M6-L-ST	JX-FTHD-M6-L-SS	JX-FTHD-M6-L-B											
M8	M8	JX-THD-M8-L-ST	JX-THD-M8-L-SS	JX-FTHD-M8-L-B	JX-FHTD	12	15 20 25	11.1	12	1	10.9	12.2	3	13
	JX-FTHD-M8-L-ST	JX-FTHD-M8-L-SS	JX-FTHD-M8-L-B											

Performance test reference after installation in plastic:

METRIC	Plastic Material	M3		M4		M5		M6		M8	
		Torque N-M	Pull N	Torque N-M	Pull N	Torque N-M	Pull N	Torque N-M	Pull N	Torque N-M	Pull N
	ABS	1.2	1350	2.25	2100	2.9	2800	7	3700	11	5500
	PC	1.6	1800	2.2	2800	4.1	3600	9.5	4900	18	6650
	PA	1.05	1700	2.4	2250	3.75	3000	5.5	4000	12	5650
	PE/PP	1	900	2.1	1550	2.5	1900	5	2750	9	3950

Remark: We only show part of the specifications, we can also produce various sizes according to the customer's requirements