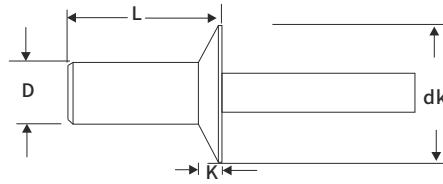


BLIND RIVET SERIES

Close End 120° Countersunk Head Stainless Steel blind rivets



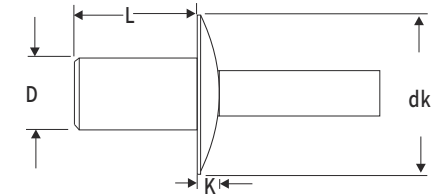

Material: 300 Stainless Steel Body + Stainless Steel Mandrel
Close End Countersunk Head

Unit: Inch/mm

Size	L	Grip Range	Part NO	Hole Size	D	K	dk	Shear Strength lbs N	Tensile Strength lbs N
1/8 (3.2)	.258 (6.6)	.0-.063 (0-1.6)	JX-SSK 41 SSH	.129-.133 (3.3-3.38)	.122-.128 (3.12-3.28)	.035-.055 (0.89-1.40)	.238-.262 (6.09-6.65)	472 (2100)	499 (2220)
	.313 (8.0)	.063-.125 (1.6-3.2)	JX-SSK 42 SSH						
	.379 (9.7)	.125-.188 (3.2-4.8)	JX-SSK 43 SSH						
	.441 (11.3)	.188-.250 (4.8-6.4)	JX-SSK 44 SSH						
	.504 (12.9)	.250-.309 (6.4-7.9)	JX-SSK 45 SSH						
5/32 (4.0)	.338 (8.6)	.0-.125 (0-3.2)	JX-SSK 52 SSH	.160-.164 (4.06-4.17)	.152-.158 (3.89-4.04)	.022-.042 (0.56-1.08)	.0297-.327 (7.54-8.31)	742 (3300)	899 (4000)
	.394 (10.2)	.125-.188 (3.2-4.8)	JX-SSK 53 SSH						
	.461 (11.8)	.188-.250 (6.8-6.4)	JX-SSK 54 SSH						
	.523 (13.4)	.250-.309 (6.4-7.9)	JX-SSK 55 SSH						
3/16 (4.8)	.359 (9.2)	.0-.125 (0-3.2)	JX-SSK 62 SSH	.192-.196 (4.88-4.98)	.184-.190 (4.71-4.86)	.029-.049 (0.74-1.25)	.355-.395 (9.02-10.03)	966 (4300)	990 (4400)
	.422 (10.8)	.125-.188 (3.2-4.8)	JX-SSK 63 SSH						
	.488 (12.5)	.188-.250 (4.8-6.4)	JX-SSK 64 SSH						
	.605 (15.5)	.250-.371 (6.4-9.5)	JX-SSK 66 SSH						
	.732 (18.5)	.371-.500 (9.5-12.7)	JX-SSK 68 SSH						
1/4 (6.4)	.555 (14.2)	0-.250 (0-6.4)	JX-SSK 84 SSH	.257-.261 (6.53-6.63)	.251-.255 (6.38-6.48)	.042-.052 (1.06-1.32)	.475-.525 (12.07-13.34)	1528 (6800)	1955 (8700)
	.613 (15.7)	.250-.311 (6.4-7.9)	JX-SSK 85 SSH						
	.801 (20.5)	.312-.500 (7.9-12.7)	JX-SSK 88 SSH						

BLIND RIVET SERIES

Close End Domed Head S/S blind rivets



(A) Material: 300 Stainless Steel Body + Stainless Steel Mandrel
Close End Domed Head

(B) Material: 300 Stainless Steel Body + Stainless Steel Mandrel
Close End Domed Head Large Flange

Unit: Inch/mm

Size	L	Grip Range	Part NO	Hole Size	D	K	dk	Shear Strength lbs N	Tensile Strength lbs N	
1/8 (3.2)	.258 (6.6)	.0-.063 (0-1.6)	JX-SSD 41 SSH-A	.129-.133 (3.3-3.38)	.122-.128 (3.12-3.28)	.019-.039 (0.49-1.0)		472 (2100)	499 (2220)	
			JX-SSD 41 SSH-B							
	.313 (8.0)	.063-.125 (1.6-3.2)	JX-SSD 42 SSH-A							(A) .238-.262 (6.09-6.65)
			JX-SSD 42 SSH-B							
	.379 (9.7)	.125-.188 (3.2-4.8)	JX-SSD 43 SSH-A							(B) .360-.390 (9.14-9.91)
			JX-SSD 43 SSH-B							
.441 (11.3)	.188-.250 (4.8-6.4)	JX-SSD 44 SSH-A								
		JX-SSD 44 SSH-B								
5/32 (4.0)	.338 (8.6)	.0-.125 (0-3.2)	JX-SSD 52 SSH-A	.160-.164 (4.06-4.17)	.152-.158 (3.89-4.04)	.022-.042 (0.56-1.08)		742 (3300)	899 (4000)	
			JX-SSD 52 SSH-B							
	.394 (10.2)	.125-.188 (3.2-4.8)	JX-SSD 53 SSH-A							(A) .308-.338 (7.82-8.59)
			JX-SSD 53 SSH-B							
	.461 (11.8)	.188-.250 (6.8-6.4)	JX-SSD 54 SSH-A							(B) .448-.488 (11.38-12.40)
			JX-SSD 54 SSH-B							
.523 (13.4)	.250-.309 (6.4-7.9)	JX-SSD 55 SSH-A								
		JX-SSD 55 SSH-B								
3/16 (4.8)	.359 (9.2)	.0-.125 (0-3.2)	JX-SSD 62 SSH-A	.192-.196 (4.88-4.98)	.184-.190 (4.71-4.86)	.029-.049 (0.74-1.25)		966 (4300)	990 (4400)	
			JX-SSD 62 SSH-B							
	.422 (10.8)	.125-.188 (3.2-4.8)	JX-SSD 63 SSH-A							(A) .357-.393 (9.07-9.98)
			JX-SSD 63 SSH-B							
	.488 (12.5)	.188-.250 (4.8-6.4)	JX-SSD 64 SSH-A							(B) .600-.650 (15.24-16.51)
			JX-SSD 64 SSH-B							
.605 (15.5)	.250-.371 (6.4-9.5)	JX-SSD 66 SSH-A								
		JX-SSD 66 SSH-B								
1/4 (6.4)	.555 (14.2)	0-.250 (0-6.4)	JX-SSD 84 SSH-A	.257-.261 (6.53-6.63)	.251-.255 (6.38-6.48)	.042-.052 (1.06-1.32)		1528 (6800)	1955 (8700)	
			JX-SSD 84 SSH-B							
	.613 (15.7)	.250-.311 (6.4-7.9)	JX-SSD 85 SSH-A							(A) .475-.525 (12.07-13.34)
			JX-SSD 85 SSH-B							
	.801 (20.5)	.312-.500 (7.9-12.7)	JX-SSD 88 SSH-A							(B) .600-.650 (15.24-16.51)
			JX-SSD 88 SSH-B							