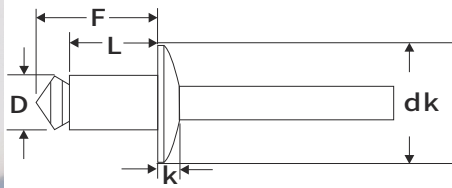


BLIND RIVET SERIES

Open end Domed head Stainless Steel blind rivet



P/N: JX-SSD-X-BS
Material:Stainless Steel Body+ Steel Mandrel
Domed Head open end

号P/N: JX-SSD-X-SSBS
Material:Stainless Steel Body+Stainless Steel Mandrel
Domed Head open end

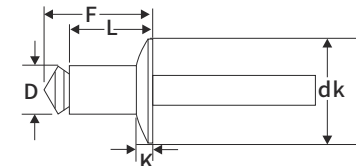
Unit :Inch/mm

Size	L	F	Grip Range	Part NO	Hole Size	D	K	dk	Shear Strength lbs N	Tensile Strength lbs N
1/8 (3.2)	.188 (4.8)	.308 (7.8)	.032-.092 (0.8-1.6)	JX-SSD 41 BS JX-SSD 41 SSBS	.129-.133 (3.3-3.4)	.122-.128 (3.10-3.25)	.032-.404 (0.82-1.02)	.238-.262 (6.09-6.71)	550 (2448)	700 (3115)
	.250 (6.5)	.370 (9.4)	.063-.125 (1.6-3.2)	JX-SSD 42 BS JX-SSD 42 SSBS						
	.313 (8.0)	.433 (11.0)	.126-.187 (3.2-4.8)	JX-SSD 43 BS JX-SSD 43 SSBS						
	.375 (9.5)	.495 (12.6)	.188-.250 (4.8-6.4)	JX-SSD 44 BS JX-SSD 44 SSBS						
	.438 (11.1)	.558 (14.2)	.251-.312 (6.4-7.9)	JX-SSD 45 BS JX-SSD 45 SSBS						
	.500 (12.7)	.620 (15.8)	.313-.375 (7.9-9.5)	JX-SSD 46 BS JX-SSD 46 SSBS						
5/32 (4.0)	.625 (15.9)	.745 (18.9)	.376-.500 (9.5-12.7)	JX-SSD 48 BS JX-SSD 48 SSBS	.160-.164 (4.06-4.17)	.153-.159 (3.92-4.07)	.039-.047 (1.0-1.2)	.296-.328 (7.58-8.4)	900 (4005)	1130 (5029)
	.275 (7.0)	.415 (10.5)	.063-.125 (1.6-3.2)	JX-SSD 52 BS JX-SSD 52 SSBS						
	.338 (9.9)	.478 (12.1)	.126-.187 (3.2-4.8)	JX-SSD 53 BS JX-SSD 53 SSBS						
	.400 (10.2)	.540 (13.7)	.188-.250 (4.8-6.4)	JX-SSD 54 BS JX-SSD 54 SSBS						
	.525 (13.3)	.665 (16.9)	.251-.375 (6.4-9.5)	JX-SSD 56 BS JX-SSD 56 SSBS						
	3/16 (4.8)	.300 (7.6)	.460 (11.7)	.063-.125 (1.6-3.2)						
.425 (10.8)		.585 (14.9)	.126-.250 (3.2-6.4)	JX-SSD 64 BS JX-SSD 64 SSBS						
.550 (14.0)		.710 (18.0)	.251-.375 (6.4-9.5)	JX-SSD 66 BS JX-SSD 66 SSBS						
.675 (17.2)		.835 (21.2)	.376-.500 (9.5-12.7)	JX-SSD 68 BS JX-SSD 68 SSBS						
.800 (20.3)		.960 (24.4)	.501-.625 (12.8-15.9)	JX-SSD 610 BS JX-SSD 610 SSBS						
1.17 (29.9)		1.335 (33.9)	.876-1.00 (22.3-25.4)	JX-SSD 616 BS JX-SSD 616 SSBS						

BLIND RIVET SERIES

Open end 120° Countersunk head Stainless Steel blind rivet

P/N: JX-SSK-X-BS
Material:Stainless Steel Body+ Steel Mandrel
120° Countersunk head open end

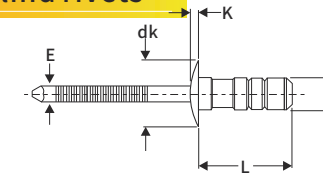


Material:Stainless Steel Body+Stainless Steel Mandrel
120° Countersunk head open end P/N: JX-SSK-X-SSBS

Unit :Inch/mm

Size	L	F	Grip Range	Part NO	Hole Size	D	K	dk	Shear Strength lbs N	Tensile Strength lbs N
1/8 (3.2)	.275 (7.0)	.370 (9.4)	.063-.125 (1.6-3.2)	JX-SSK 42 BS JX-SSK 42 SSBS	.129-.133 (3.3-3.4)	.122-.128 (3.12-3.25)	.030-.050 (0.76-1.27)	.207-.233 (5.3-5.96)	550 (2448)	700 (3115)
	.313 (8.0)	.433 (11.0)	.126-.187 (3.2-4.8)	JX-SSK 43 BS JX-SSK 43 SSBS						
	.375 (9.5)	.495 (12.6)	.188-.250 (4.8-6.4)	JX-SSK 44 BS JX-SSK 44 SSBS						
	.425 (10.8)	.585 (14.9)	.251-.312 (6.4-7.9)	JX-SSK 45 BS JX-SSK 45 SSBS						
3/16 (4.8)	.425 (10.8)	.585 (14.9)	.251-.312 (6.4-7.9)	JX-SSK 45 BS JX-SSK 45 SSBS	.192-.196 (4.88-4.98)	.183-.191 (4.68-4.89)	.045-.055 (1.15-1.41)	.333-.363 (8.52-9.29)	1000 (4450)	1375 (6119)
	.675 (17.2)	.835 (21.2)	.376-.500 (9.5-12.7)	JX-SSK 68 BS JX-SSK 68 SSBS						

Stainless steel Multigrip blind rivets



Material:Stainless Steel Body+Stainless Steel Mandrel
Domed head open end

Unit :Inch/mm

Size	Grip Range Min.-Max.	Hole Size Min.-Max.	L Max.	P/N	dk Max.	K Max.	E Max.	Shear Strength lbs KNmin.	Tensile Strength lbs KN min.
1/8 (3.2)	1.0-6.0	3.3-3.4	14.5	JX-D32SSD	7.3	1.0	2.2	1.6	1.9
5/32 (4.0)	2.0-8.0	4.1-4.2	16.0	JX-D40SSD	8.2	1.4	2.9	2.4	3.2
3/16 (4.8)	1.5-9.0	4.9-5.0	17.1	JX-D48SSD	10.1	1.6	3.1	4.1	4.5