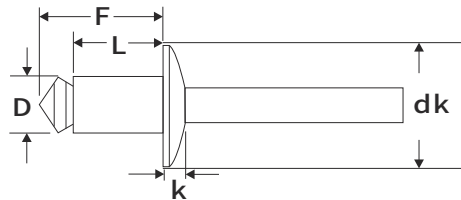


# BLIND RIVET SERIES

## Open End Large Flange Steel blind rivets



Material: Steel Body+Steel Mandrel  
Open End Large Flange Unit: Inch/mm

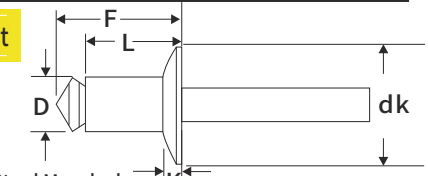
| Size       | L            | F            | Grip Range            | Part NO         | Hole Size             | D                     | K                     | dk                      | Shear Strength lbs N | Tensile Strength lbs N |
|------------|--------------|--------------|-----------------------|-----------------|-----------------------|-----------------------|-----------------------|-------------------------|----------------------|------------------------|
| 1/8 (3.2)  | .250 (6.4)   | .370 (9.4)   | .063-.125 (1.6-3.2)   | JX-SD 42 BS LF  | .129-.133 (3.3-3.4)   | .122-.128 (3.12-3.25) | .034-.046 (0.87-1.18) | .360-.390 (9.14-9.91)   | 295 (1313)           | 425 (1891)             |
|            | .313 (7.9)   | .433 (11.0)  | .126-.187 (3.2-4.8)   | JX-SD 43 BS LF  |                       |                       |                       |                         |                      |                        |
|            | .375 (9.5)   | .495 (12.6)  | .188-.250 (4.8-6.4)   | JX-SD 44 BS LF  |                       |                       |                       |                         |                      |                        |
| 5/32 (4.0) | .338 (8.6)   | .478 (12.1)  | .126-.187 (3.2-4.8)   | JX-SD 53 BS LF  | .160-.164 (4.06-4.17) | .153-.159 (3.92-4.07) | .042-.056 (1.08-1.43) | .448-.488 (11.38-12.40) | 410 (1825)           | 570 (2537)             |
|            | .400 (10.2)  | .540 (13.7)  | .188-.250 (4.8-6.4)   | JX-SD 54 BS LF  |                       |                       |                       |                         |                      |                        |
|            | .525 (13.3)  | .665 (16.9)  | .251-.375 (6.4-9.5)   | JX-SD 56 BS LF  |                       |                       |                       |                         |                      |                        |
| 3/16 (4.8) | .300 (7.6)   | .460 (11.7)  | .063-.125 (1.6-3.2)   | JX-SD 62 BS LF  | .192-.196 (4.88-4.98) | .183-.191 (4.68-4.89) | .067-.083 (1.72-2.12) | .600-.650 (15.24-16.51) | 590 (2626)           | 815 (3627)             |
|            | .425 (10.8)  | .585 (14.9)  | .126-.250 (3.2-6.4)   | JX-SD 64 BS LF  |                       |                       |                       |                         |                      |                        |
|            | .550 (14.0)  | .710 (18.0)  | .251-.375 (6.4-9.5)   | JX-SD 66 BS LF  |                       |                       |                       |                         |                      |                        |
|            | .675 (17.2)  | .835 (21.2)  | .376-.500 (9.5-12.7)  | JX-SD 68 BS LF  |                       |                       |                       |                         |                      |                        |
|            | .800 (20.3)  | .960 (24.4)  | .501-.625 (12.8-15.9) | JX-SD 610 BS LF |                       |                       |                       |                         |                      |                        |
| 1/4 (6.4)  | .925 (23.5)  | 1.085 (27.6) | .626-.750 (15.9-19.1) | JX-SD 612 BS LF | .257-.261 (6.53-6.63) | .249-.256 (6.32-6.48) | .098-.107 (2.48-2.71) | .720-.780 (18.3-19.8)   | 1245 (5538)          | 1505 (6694)            |
|            | .600 (15.2)  | .835 (21.2)  | .251-.375 (6.4-9.5)   | JX-SD 86 BS LF  |                       |                       |                       |                         |                      |                        |
|            | .850 (21.6)  | 1.085 (27.6) | .501-.625 (12.7-15.8) | JX-SD 810 BS LF |                       |                       |                       |                         |                      |                        |
| 3/16 (4.8) | 1.100 (27.9) | 1.335 (33.9) | .751-.875 (19.1-22.2) | JX-SD 814 BS LF |                       |                       |                       |                         |                      |                        |

# BLIND RIVET SERIES

## Open end 120° Countersunk head Steel blind rivet



STANDOFF: Q441

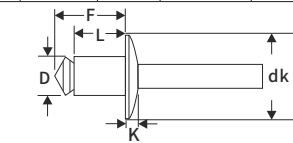


Material: Steel Body+Steel Mandrel  
120° Countersunk head open end

Unit: Inch/mm

| Size       | L           | F           | Grip Range           | Part NO     | Hole Size             | D                     | K                     | dk                    | Shear Strength lbs N | Tensile Strength lbs N |
|------------|-------------|-------------|----------------------|-------------|-----------------------|-----------------------|-----------------------|-----------------------|----------------------|------------------------|
| 3/32 (2.4) | .225 (5.8)  | .325 (8.3)  | .063-.125 (1.6-3.2)  | JX-SK 32 BS | .097-.100 (2.46-2.54) | .092-.096 (2.34-2.45) | .023-.033 (0.58-0.84) | .161-.187 (4.12-4.79) | 150 (668)            | 205 (912)              |
|            | .250 (6.5)  | .370 (9.4)  | .126-.187 (3.2-4.8)  | JX-SK 42 BS |                       |                       |                       |                       |                      |                        |
| 1/8 (3.2)  | .313 (8.0)  | .433 (11.0) | .126-.187 (3.2-4.8)  | JX-SK 43 BS | .129-.133 (3.3-3.4)   | .122-.128 (3.12-3.28) | .030-.050 (0.76-1.27) | .207-.233 (5.3-5.96)  | 295 (1313)           | 425 (1891)             |
|            | .375 (9.5)  | .495 (12.6) | .188-.250 (4.8-6.4)  | JX-SK 44 BS |                       |                       |                       |                       |                      |                        |
|            | .500 (12.7) | .620 (15.7) | .313-.375 (7.9-9.5)  | JX-SK 46 BS |                       |                       |                       |                       |                      |                        |
| 5/32 (4.0) | .650 (16.5) | .790 (20.1) | .376-.500 (9.6-12.7) | JX-SK 56 BS | .160-.164 (4.06-4.17) | .153-.159 (3.88-4.04) | .035-.045 (0.89-1.15) | .266-.296 (6.75-7.52) | 410 (1824)           | 570 (2537)             |
| 3/16 (4.8) | .425 (10.8) | .585 (14.9) | .126-.250 (3.2-6.4)  | JX-SK 64 BS | .192-.196 (4.88-4.98) | .183-.191 (4.64-4.85) | .045-.055 (1.15-1.41) | .333-.363 (8.52-9.29) | 590 (2626)           | 815 (3627)             |

## Open end Large Flange Stainless Steel blind rivet



(A) Material: Stainless Steel Body+Stainless Steel Mandrel  
Large Flange open end

(B) Material: Stainless Steel Body+Steel Mandrel  
Large Flange open end

Unit: Inch/mm

| Size       | L           | F            | Grip Range            | Part NO           | Hole Size             | D                     | K                     | dk                      | Shear Strength lbs N | Tensile Strength lbs N |
|------------|-------------|--------------|-----------------------|-------------------|-----------------------|-----------------------|-----------------------|-------------------------|----------------------|------------------------|
| 1/8 (3.2)  | .250 (6.4)  | .370 (9.4)   | .063-.125 (1.6-3.2)   | JX-SSD 42 SSBSLF  | .129-.133 (3.3-3.4)   | .122-.128 (3.10-3.25) | .034-.046 (0.87-1.18) | .360-.390 (9.22-9.98)   | 550 (2448)           | 700 (3115)             |
|            | .313 (8.0)  | .433 (11.0)  | .126-.187 (3.2-4.8)   | JX-SSD 43 SSBSLF  |                       |                       |                       |                         |                      |                        |
|            | .375 (9.5)  | .495 (12.6)  | .188-.250 (4.8-6.4)   | JX-SSD 44 SSBSLF  |                       |                       |                       |                         |                      |                        |
| 5/32 (4.0) | .525 (13.3) | .665 (16.9)  | .251-.375 (6.4-9.5)   | JX-SSD 56 SSBS LF | .160-.164 (4.06-4.17) | .160-.164 (4.06-4.17) | .042-.056 (1.08-1.43) | .448-.488 (11.47-12.49) | 900 (4005)           | 1130 (5029)            |
| 3/16 (4.8) | .675 (17.2) | .835 (21.2)  | .376-.500 (9.5-12.7)  | JX-SSD 68 SSBSLF  | .192-.196 (4.88-4.98) | .183-.191 (4.65-4.85) | .067-.083 (1.72-2.12) | .600-.650 (15.36-16.64) | 1000 (4450)          | 1375 (6119)            |
|            | .800 (20.3) | .960 (24.4)  | .501-.625 (12.8-15.9) | JX-SSD 610 SSBSLF |                       |                       |                       |                         |                      |                        |
|            | .925 (23.5) | 1.085 (27.6) | .626-.750 (15.9-19.1) | JX-SSD 612 SBSLF  |                       |                       |                       |                         |                      |                        |