


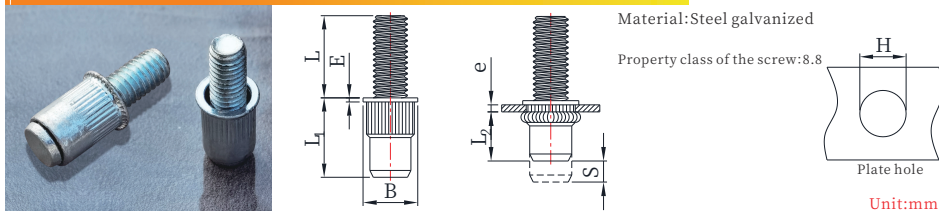
BLIND RIVET NUTS FASTENERS SERIES

Flat Head Knurled Standard Blind Rivet Studs



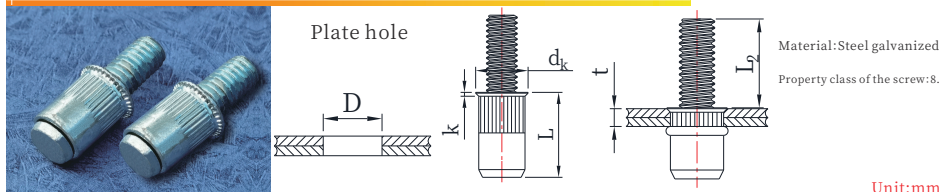
Size	P/N	B	L ₁	e	H ^{±0.1}	S	L ₂	E	L	Coating
M5	JX-F-M5-R-BD-10-1	10.0	11.2	0.5-3.0	7.0	5.0-e	5.0	1.0	7.5-12.0	Zn8K+/Fe
	JX-F-M5-R-BD-10-2								12.5-17.0	
	JX-F-M5-R-BD-10-3								17.5-22.0	
	JX-F-M5-R-BD-10-4								22.5-27.0	
M6	JX-F-M6-R-BD-13-1	13.0	14.2	0.5-3.0	9.0	5.2-e	8.5	1.5	14.0-18.5	Zn8K+/Fe
	JX-F-M6-R-BD-13-2								16.9	
	JX-F-M6-R-BD-13-3								14.2	
	JX-F-M6-R-BB-13-4								14.2	
M8	JX-F-M8-R-BD-16-1	16.0	15.6	0.5-3.0	11.0	5.7-e	8.5	1.5	13.5-18.0	Zn8K+/Fe
	JX-F-M8-R-BD-16-2								15.6	
	JX-F-M8-R-BB-16-3								18.3	
	JX-F-M8-R-BB-16-4								15.6	

Thin Head Knurled Standard Blind Rivet Studs



Size	P/N	B	L ₁	e	H ^{±0.1}	S	L ₂	E	L	涂层 Coating
M6	JX-S-M6-R-BD-10-1	10.0	11.2	0.5-3.0	7.0	5.0-e	5.0	1.0	0.7-12.0	ZnNi8A/Fe
	JX-S-M6-R-BD-10-2									
M8	JX-S-M8-R-BD-10-1	10.0	11.2	0.5-3.0	7.0	5.0-e	5.0	1.0	0.7-12.0	ZnNi8A/Fe
	JX-S-M8-R-BD-10-3									

Small countersunk head Round shank knurled



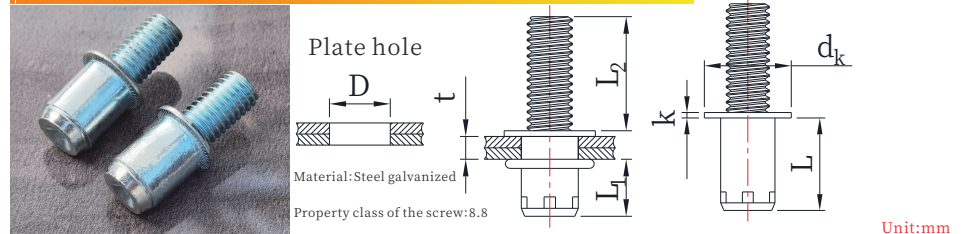
Size	P/N	t	L	L ₂	(N) Tensile Strength	D	d _k	k	Axial Proofload
M4	JX-S-M4-R-BD-11	0.5-2.0	11.0	10	500	6.0	6.8	0.5	5000N
M5	JX-S-M5-R-BD-13	0.5-2.0	13.0	15	500	7.0	8.0	0.6	7000N
M6	JX-S-M6-R-BD-15	0.5-2.5	15.0	20	250	9.0	10.0	0.6	10000N
M8	JX-S-M8-R-BD-18	1.0-3.0	18.0	20	250	11.0	12.0	0.6	18000N

L2=length of the screw after setting;it depends on grip range and tool adjustment.

Surface treatment: color zinc, ROHS blue zinc, zinc nickel alloy, can also be produced according to customer requirements

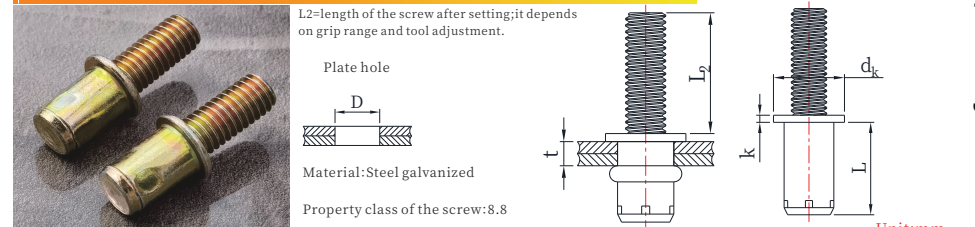
BLIND RIVET NUTS FASTENERS SERIES

Flat head Round shank Stud-880



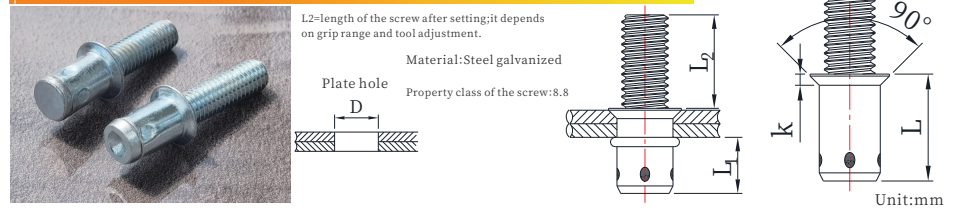
Size	P/N	t	L	L ₂	(N) Tensile Strength	L ₁ max.	D	d _k	k	(N) Shearing Strength	Torque to turn	Axial Proofload
M4	JX-F-M4-BD-8.5	0.3-2.0	8.5	10	500	5.0	5.5	8.0	0.5	7000N	4Nm	5000N
	JX-F-M4-BD-10	2.0-3.0	10.0	15	500							
M5	JX-F-M5-BD-8.5	0.5-2.0	9.4	10	500	6.0	6.6	9.0	0.8	9500N	6Nm	8000N
	JX-F-M5-BD-10	2.0-3.5	10.9	15	500							
M6	JX-F-M6-BD-8.5	0.5-2.5	10.9	10	500	7.0	7.8	10.0	1.0	12000N	11Nm	9500N
	JX-F-M6-BD-8.5	0.5-2.5	10.9	15	500							
M8	JX-F-M8-BD-8.5	3.0-5.0	16.0	15	250	9.0	9.9	12.0	1.5	23500N	24Nm	12000N
	JX-F-M8-BD-8.5	3.0-5.0	16.0	20	250							

Flat head Round shank-884



Size	P/N	t	L	L ₂	(N) Tensile Strength	D	d _k	k	Torque to turn	Axial Proofload
M5	JX-F-M5-YBD-13	0.5-2.0	13.0	15	500	7.0	10.0	1.0	7Nm	7000N
M6	JX-F-M6-YBD-13	0.5-2.5	15.0	20	250	9.0	12.0	1.2	10Nm	10000N
M8	JX-F-M8-YBD-13	0.5-3.0	15.5	20	250	11.0	15.0	1.5	26Nm	23500N

Countersunk head Round shank-881



Size	P/N	t	L	L ₂	(N) Tensile Strength	l ₁ max.	D	k	(N) Shearing Strength	Axial Proofload	Torque to turn
M5	JX-C-M5-BD-10.5-10	1.5-2.9	10.5	10	500	6.0	6.6	1.1	9500N	6Nm	8000N
	JX-C-M5-BD-10.5-15	1.5-2.9	10.5	15	500						
M6	JX-C-M6-BD-12-10	1.5-3.4	12.0	10	500	7.0	7.8	1.1	12000N	11Nm	9500N
	JX-C-M6-BD-12-15	1.5-3.4	12.0	15	500						
M8	JX-C-M8-BD-15-10	1.5-3.9	15.0	10	250	9.0	9.9	1.2	23500N	24Nm	12000N
	JX-C-M5-BD-15-20	1.5-3.9	15.0	20	250						

Surface treatment: color zinc, ROHS blue zinc, zinc nickel alloy, can also be produced according to customer requirements